

Dynamic Company
BALANCE SHEET
April 30, 2011

ASSETS

CURRENT ASSETS

| | | |
|-----------------------------|----------------------------------|-------------------|
| 101 | Cash On Hand | \$100.00 |
| 102 | Cash In Bank - American 0808 | 5,880.55 |
| 103 | Cash In Bank-Fifth 3rd Bank-0404 | 649.56 |
| 105 | Cash In Bank - BB&T 9090 | 187.14 |
| 130 | Inventory | 275,522.01 |
| TOTAL CURRENT ASSETS | | 282,339.26 |

FIXED ASSETS

| | | |
|---------------------------|--------------------------|-----------------|
| 145 | Machinery & Equipment | 26,224.85 |
| 147 | Furniture & Fixtures | 6,357.04 |
| 148 | Transportation Equipment | 57,336.93 |
| 149 | Accumulated Depreciation | (85,157.97) |
| TOTAL FIXED ASSETS | | 4,760.85 |

| | |
|---------------------|----------------------|
| TOTAL ASSETS | \$ 287,100.11 |
|---------------------|----------------------|

LIABILITIES

CURRENT LIABILITIES

| | | |
|----------------------------------|--------------------------|-----------------|
| 232 | Federal Payroll Taxes | \$ 1,305.80 |
| 233 | State Payroll Tax | 284.75 |
| 235 | Accrued Unemployment Tax | 7.35 |
| 236 | Sales Tax Payable | 2,295.00 |
| TOTAL CURRENT LIABILITIES | | 3,892.90 |

LONG TERM LIABILITIES

| | | |
|------------------------------------|-----------------------------|-------------------|
| 262 | N/P-John Doe | 116,853.82 |
| 263 | Due Officers | 3,370.30 |
| 264 | N/P American Community Bank | 113,729.13 |
| 268 | Due Mary-2008 Rent | 6,000.00 |
| TOTAL LONG TERM LIABILITIES | | 239,953.25 |

| | |
|--------------------------|-------------------|
| TOTAL LIABILITIES | 243,846.15 |
|--------------------------|-------------------|

CAPITAL

| | | |
|-----|----------------------|-----------|
| 281 | Issued Capital Stock | 1,000.00 |
| 283 | Retained Earnings | 14,636.86 |

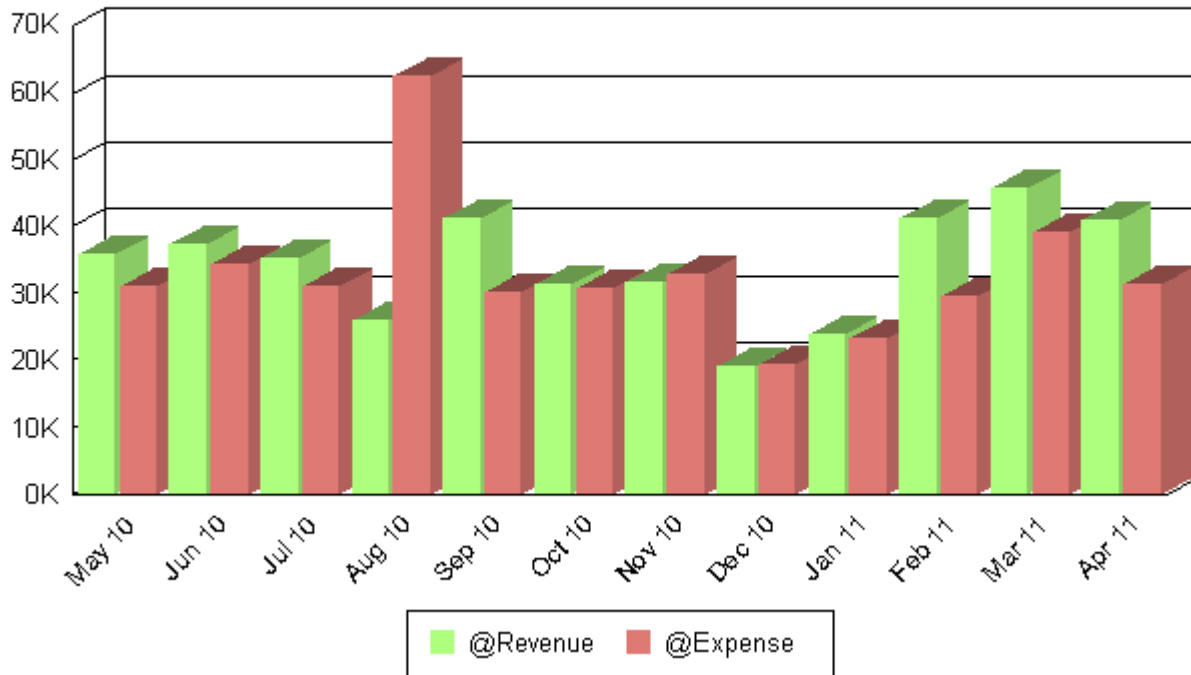
| | |
|-----------------------|------------------|
| TOTAL PROFIT / (LOSS) | 27,617.10 |
| TOTAL CAPITAL | 43,253.96 |

| | |
|--------------------------------------|----------------------|
| TOTAL LIABILITIES And CAPITAL | \$ 287,100.11 |
|--------------------------------------|----------------------|

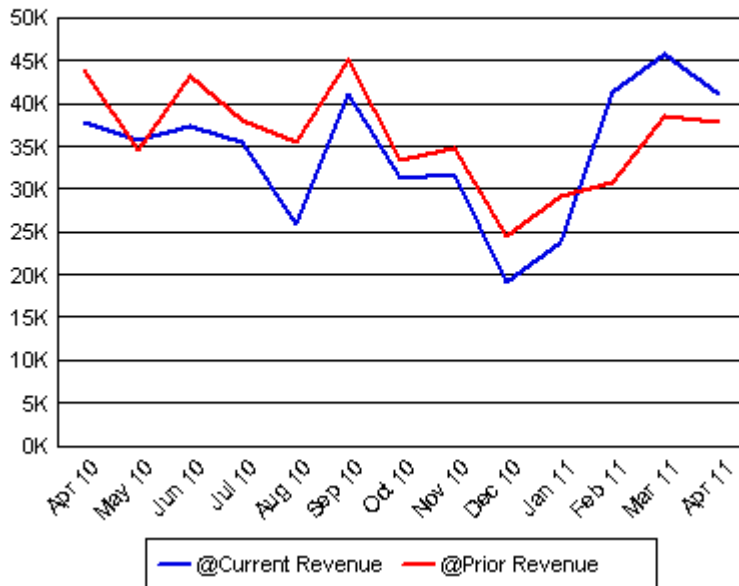
Dynamic Company
OPERATING STATEMENT
For The Month Ended April 30, 2011

| | Current Month | 7 Months Year To Date | % Sales | |
|---------------------------|---------------------------------|--------------------------|------------|-------------|
| | | | Current | Y-T-D |
| SALES | | | | |
| 301 | Income | 29,612.90 | 179,631.34 | 72.2 76.7 |
| 302 | non taxable sales | 12,099.67 | 57,227.87 | 29.5 24.4 |
| 325 | Refunds>Returns | (688.41) | (2,706.73) | (1.7) (1.2) |
| | TOTAL SALES | 41,024.16 | 234,152.48 | 100.0 100.0 |
| COST OF GOODS SOLD | | | | |
| 401 | Cost Of Goods Sold | 22,209.68 | 134,723.52 | 54.1 57.5 |
| 402 | Direct Labor | 920.00 | 3,312.00 | 2.2 1.4 |
| | TOTAL COST OF GOODS SOLD | 23,129.68 | 138,035.52 | 56.4 59.0 |
| | GROSS PROFIT | 17,894.48 | 96,116.96 | 43.6 41.0 |
| OPERATING EXPENSE | | | | |
| 509 | Outside Services | | 1,762.00 | 0.8 |
| 510 | Operating Supplies | | 717.58 | 0.3 |
| 512 | Freight & Postage | 376.37 | 1,433.52 | 0.9 0.6 |
| 516 | Officers Salaries | 4,000.00 | 30,000.00 | 9.8 12.8 |
| 520 | Rent | 500.00 | 3,000.00 | 1.2 1.3 |
| 526 | Utilities | 291.84 | 2,349.23 | 0.7 1.0 |
| 529 | Telephone | 530.59 | 4,089.65 | 1.3 1.7 |
| 530 | Repairs & Maintenance | 305.60 | 1,266.86 | 0.7 0.5 |
| 534 | Advertising & Promotion | | 1,182.06 | 0.5 |
| 535 | Insurance | 25.03 | 3,663.21 | 0.1 1.6 |
| 540 | Other Taxes | | 72.19 | 0.0 |
| 542 | F.I.C.A. Tax | 376.40 | 2,548.44 | 0.9 1.1 |
| 543 | Unemployment Tax | 7.35 | 82.46 | 0.0 0.0 |
| 550 | Interest | 612.89 | 3,674.54 | 1.5 1.6 |
| 552 | Vehicle Expense | | 3,818.70 | 1.6 |
| 556 | NC Franch & Income Tax | | 345.00 | 0.1 |
| 561 | Northern Leasing | 53.44 | 374.08 | 0.1 0.2 |
| 564 | Legal & Accounting | 241.00 | 2,651.00 | 0.6 1.1 |
| 565 | Bank Charges | 56.65 | 422.42 | 0.1 0.2 |
| 566 | Office Expense | 224.31 | 546.85 | 0.5 0.2 |
| 567 | Merchant Fees | 497.30 | 2,691.00 | 1.2 1.1 |
| 575 | Depreciation | 42.25 | 295.75 | 0.1 0.1 |
| 580 | Dues & Subscriptions | | 277.50 | 0.1 |
| 581 | Uniform | 167.60 | 1,235.82 | 0.4 0.5 |
| | TOTAL OPERATING EXPENSE | 8,308.62 | 68,499.86 | 20.3 29.3 |
| | PROFIT / (LOSS) | 9,585.86 | 27,617.10 | 23.4 11.8 |

One Year Revenue And Expense Comparison

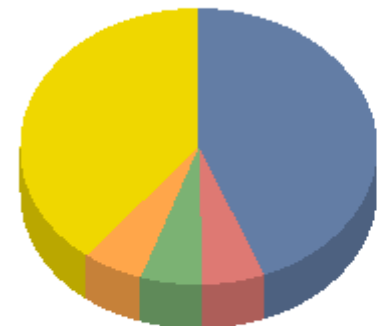


Two Year Revenue Comparison



Top Four Expenses Year To Date

As a % of Total



| | |
|-------------------|---------------|
| Officers Salaries | 43.8% |
| Telephone | 6.0% |
| Vehicle Expense | 5.6% |
| Interest | 5.4% |
| Others | 39.3% |
| Total: | 100.0% |

Dynamic Company
MONTHLY PAYROLL REGISTER
For The Month Ended April 30, 2011

| John Doe - John Doe | | 31 Slim Lane , Monroe, NC 28110-8912 | | | | | | 333-22-4444 | |
|----------------------------|----------|--------------------------------------|------|----------|----------|-----------|-----------|-------------|-----------|
| Check # | Date | Gross Pay | AEIC | Fed Tax | FICA Tax | State Tax | Local Tax | Deductions | Net Pay |
| 10496 | 04/02/11 | 1,000.00 | 0.00 | 203.50 | 0.00 | 62.25 | 0.00 | 0.00 | 734.25 |
| 10503 | 04/08/11 | 1,000.00 | 0.00 | 203.50 | 0.00 | 62.25 | 0.00 | 0.00 | 734.25 |
| 10520 | 04/15/11 | 1,000.00 | 0.00 | 203.50 | 0.00 | 62.25 | 0.00 | 0.00 | 734.25 |
| 10540 | 04/22/11 | 1,000.00 | 0.00 | 203.50 | 0.00 | 62.25 | 0.00 | 0.00 | 734.25 |
| April 2011 | | 4,000.00 | 0.00 | 814.00 | 0.00 | 249.00 | 0.00 | 0.00 | 2,937.00 |
| 2nd Quarter 2011 | | 4,000.00 | 0.00 | 814.00 | 0.00 | 249.00 | 0.00 | 0.00 | 2,937.00 |
| Year 2011 | | 17,000.00 | 0.00 | 3,459.50 | 0.00 | 1,058.25 | 0.00 | 0.00 | 12,482.25 |

| Mary May - Mary May | | 12 Short Road Dr. , Indian Trail, NC 28888 | | | | | | 111-22-3333 | |
|----------------------------|----------|--|------|---------|----------|-----------|-----------|-------------|---------|
| Check # | Date | Gross Pay | AEIC | Fed Tax | FICA Tax | State Tax | Local Tax | Deductions | Net Pay |
| 10495 | 04/01/11 | 184.00 | 0.00 | 23.08 | 0.00 | 8.07 | 0.00 | 0.00 | 152.85 |
| 10502 | 04/08/11 | 184.00 | 0.00 | 23.08 | 0.00 | 8.07 | 0.00 | 0.00 | 152.85 |
| 10518 | 04/15/11 | 184.00 | 0.00 | 23.08 | 0.00 | 8.07 | 0.00 | 0.00 | 152.85 |
| 10539 | 04/22/11 | 184.00 | 0.00 | 23.08 | 0.00 | 8.07 | 0.00 | 0.00 | 152.85 |
| 10552 | 04/29/11 | 184.00 | 0.00 | 23.08 | 0.00 | 8.07 | 0.00 | 0.00 | 152.85 |
| April 2011 | | 920.00 | 0.00 | 115.40 | 0.00 | 40.35 | 0.00 | 0.00 | 764.25 |
| 2nd Quarter 2011 | | 920.00 | 0.00 | 115.40 | 0.00 | 40.35 | 0.00 | 0.00 | 764.25 |
| Year 2011 | | 1,104.00 | 0.00 | 138.48 | 0.00 | 48.42 | 0.00 | 0.00 | 917.10 |

| Company Total | | | | | | | | | |
|----------------------|-----------|------|----------|----------|-----------|-----------|------------|-----------|--|
| | Gross Pay | AEIC | Fed Tax | FICA Tax | State Tax | Local Tax | Deductions | Net Pay | |
| April 2011 | 4,920.00 | 0.00 | 929.40 | 0.00 | 289.35 | 0.00 | 0.00 | 3,701.25 | |
| 2nd Quarter 2011 | 4,920.00 | 0.00 | 929.40 | 0.00 | 289.35 | 0.00 | 0.00 | 3,701.25 | |
| Year 2011 | 18,104.00 | 0.00 | 3,597.98 | 0.00 | 1,106.67 | 0.00 | 0.00 | 13,399.35 | |

Dynamic Company
Monthly Payroll Register
For The Month Ended April 30, 2011

| Federal Tax Summary | | | | Daily Federal 941 Liability | | |
|----------------------------|---------------|----------------|-------------|------------------------------------|------------------|--------------|
| | Period | Quarter | Year | Date | Liability | Total |
| 941 Liabilities | 1,305.80 | 1,305.80 | 4,982.96 | 04/01/11 | 37.16 | 37.16 |
| | | | | 04/02/11 | 280.00 | 317.16 |
| FWH Wages | 4,920.00 | 4,920.00 | 18,104.00 | 04/08/11 | 317.16 | 634.32 |
| FWH Withheld | 651.40 | 651.40 | 2,575.08 | 04/15/11 | 317.16 | 951.48 |
| | | | | 04/22/11 | 317.16 | 1,268.64 |
| Soc. Wages | 4,920.00 | 4,920.00 | 18,104.00 | 04/29/11 | 37.16 | 1,305.80 |
| Soc. Excess | 0.00 | 0.00 | 0.00 | 04/30/11 | 0.00 | 1,305.80 |
| Soc. Taxable | 4,920.00 | 4,920.00 | 18,104.00 | | | |
| Soc. Liability | 511.70 | 511.70 | 1,882.84 | | | |
| Med. Wages | 4,920.00 | 4,920.00 | 18,104.00 | | | |
| Med. Liability | 142.70 | 142.70 | 525.04 | | | |
| Advanced EIC | 0.00 | 0.00 | 0.00 | | | |
| FUTA Wages | 4,920.00 | 4,920.00 | 18,104.00 | | | |
| FUTA Excess | 4,000.00 | 4,000.00 | 10,000.00 | | | |
| FUTA Taxable | 920.00 | 920.00 | 8,104.00 | | | |
| FUTA Liability | 7.35 | 7.35 | 64.82 | | | |
| Gross Wages | 4,920.00 | 4,920.00 | 18,104.00 | | | |
| Net Pay | 3,701.25 | 3,701.25 | 13,399.35 | | | |

| State Tax Summary | | | | Daily State Withholding | | |
|--------------------------|---------------|----------------|-------------|--------------------------------|------------------|--------------|
| | Period | Quarter | Year | Date | Liability | Total |
| NC | | | | NC | | |
| WH Wages | 4,920.00 | 4,920.00 | 18,104.00 | 04/01/11 | 8.07 | 8.07 |
| WH Liability | 289.35 | 289.35 | 1,106.67 | 04/02/11 | 62.25 | 70.32 |
| | | | | 04/08/11 | 70.32 | 140.64 |
| UI Wages | 4,920.00 | 4,920.00 | 18,104.00 | 04/15/11 | 70.32 | 210.96 |
| UI Excess | 0.00 | 0.00 | 0.00 | 04/22/11 | 70.32 | 281.28 |
| UI Taxable | 4,920.00 | 4,920.00 | 18,104.00 | 04/29/11 | 8.07 | 289.35 |
| UI Liability | 0.00 | 0.00 | 0.00 | | | |

| Local Tax Summary | | | |
|--------------------------|---------------|----------------|-------------|
| | Period | Quarter | Year |
| | | | |

**Dynamic Company
Activity Detail Report
For The Month Ended April 30, 2011**

| Date | Check # | Payee | Account | Amount | Check Amt | Description |
|---------|---------|-----------------------------|-------------------------------------|-------------|-----------|-------------|
| | | 102 | Cash In Bank - American 0857 | | | |
| 4/30/11 | Deposit | Deposit | 101 | (40,262.51) | | |
| 4/30/11 | Deposit | Deposit in Transit | 101 | (837.23) | | |
| 4/29/11 | Deposit | Deposit in Transit | 101 | (546.63) | | |
| 4/30/11 | Deposit | Deposit in Transit | 101 | (633.68) | | |
| 4/29/11 | Deposit | Deposit in Transit | 101 | (270.63) | | |
| 4/28/11 | Deposit | Deposit in Transit | 101 | (167.24) | | |
| 4/30/11 | EFT | Service Charge | 565 | 56.65 | | |
| 4/1/11 | EFT | Northern Leasing | 561 | 53.44 | | |
| 4/4/11 | EFT | Merchant Fees | 567 | 497.30 | | |
| 4/12/11 | EFT | NGL Ins Co | 535 | 25.03 | | |
| 4/13/11 | EFT | Harland Clarke Cks | 566 | 109.11 | | |
| 4/15/11 | EFT | 232 American Community Bank | | 232 | 1,157.16 | |
| 4/15/11 | EFT | 235 American Community | 235 | 57.47 | | |
| 4/15/11 | EFT | 233 NC Dept of Revenue | 233 | 258.00 | | |
| 4/20/11 | EFT | 236 NC Dept of Revenue | 236 | 3,012.26 | | |
| 4/1/11 | 10493 | Motor State Dist. | 130 | 855.67 | | |
| 4/1/11 | 10494 | American Community (Loan) | 550 | 612.89 | | |
| 4/1/11 | 10494 | American Community (Loan) | 264 | 447.88 | 1,060.77 | |
| 4/1/11 | 10495 | Mary May | 402 | 184.00 | | |
| 4/1/11 | 10495 | Mary May | 232 | (23.08) | | |
| 4/1/11 | 10495 | Mary May | 233 | (8.07) | 152.85 | |
| 4/2/11 | 10496 | John Doe | 516 | 1,000.00 | | |
| 4/2/11 | 10496 | John Doe | 232 | (203.50) | | |
| 4/2/11 | 10496 | John Doe | 233 | (62.25) | 734.25 | |
| 4/4/11 | 10497 | Motor State Dist. | 130 | 288.47 | | |
| 4/4/11 | 10498 | A & D Performance | 130 | 2,082.70 | | |
| 4/5/11 | 10499 | Rental Uniforms | 581 | 104.12 | | |
| 4/6/11 | 10500 | Motor State Dist. | 130 | 894.71 | | |
| 4/8/11 | 10501 | Motor State Dist. | 130 | 449.58 | | |
| 4/8/11 | 10502 | Mary May | 402 | 184.00 | | |
| 4/8/11 | 10502 | Mary May | 232 | (23.08) | | |
| 4/8/11 | 10502 | Mary May | 233 | (8.07) | 152.85 | |
| 4/8/11 | 10503 | John Doe | 516 | 1,000.00 | | |
| 4/8/11 | 10503 | John Doe | 232 | (203.50) | | |
| 4/8/11 | 10503 | John Doe | 233 | (62.25) | 734.25 | |
| 4/8/11 | 10504 | Sams Club | 130 | 175.99 | | |
| 4/11/11 | 10505 | Howard Rental | 520 | 500.00 | | |
| 4/11/11 | 10506 | Big Man Fabrication | 130 | 72.00 | | |

Dynamic Company
Detail General Ledger
For The Month Ended April 30, 2011

| Account Year | Name Pd Jrnl | Date | Page | Description | Current Period | Year To Date |
|--------------|------------------------------|---------|-------|---------------|--------------------|--------------|
| 402 | Direct Labor | | | | continued | |
| 2011 | 7 CK | 4/15/11 | 10518 | Mary May | 184.00 Dr | |
| 2011 | 7 CK | 4/22/11 | 10539 | Mary May | 184.00 Dr | |
| 2011 | 7 CK | 4/29/11 | 10552 | Mary May | 184.00 Dr | |
| | | | | Activity | <u>920.00</u> Dr | |
| 402 | Direct Labor | | | | Ending Balance | 3,312.00 Dr |
| 509 | Outside Services | | | | Beginning Balance | 1,762.00 Dr |
| | | | | Activity | <u>0.00</u> | |
| 509 | Outside Services | | | | Ending Balance | 1,762.00 Dr |
| 510 | Operating Supplies | | | | Beginning Balance | 717.58 Dr |
| | | | | Activity | <u>0.00</u> | |
| 510 | Operating Supplies | | | | Ending Balance | 717.58 Dr |
| 511 | Small Tools | | | | Beginning Balance | 0.00 |
| | | | | Activity | <u>0.00</u> | |
| 511 | Small Tools | | | | Ending Balance | 0.00 |
| 512 | Freight & Postage | | | | Beginning Balance | 1,057.15 Dr |
| 2011 | 7 CK | 4/20/11 | 10531 | UPS | 190.90 Dr | |
| 2011 | 7 CK | 4/25/11 | 10541 | UPS | 92.66 Dr | |
| 2011 | 7 ADJ | 4/30/11 | | Cash Paid Out | 92.81 Dr | |
| | | | | Activity | <u>376.37</u> Dr | |
| 512 | Freight & Postage | | | | Ending Balance | 1,433.52 Dr |
| 516 | Officers Salaries | | | | Beginning Balance | 26,000.00 Dr |
| 2011 | 7 CK | 4/02/11 | 10496 | John Doe | 1,000.00 Dr | |
| 2011 | 7 CK | 4/08/11 | 10503 | John Doe | 1,000.00 Dr | |
| 2011 | 7 CK | 4/15/11 | 10520 | John Doe | 1,000.00 Dr | |
| 2011 | 7 CK | 4/22/11 | 10540 | John Doe | 1,000.00 Dr | |
| | | | | Activity | <u>4,000.00</u> Dr | |
| 516 | Officers Salaries | | | | Ending Balance | 30,000.00 Dr |
| 520 | Rent | | | | Beginning Balance | 2,500.00 Dr |
| 2011 | 7 CK | 4/11/11 | 10505 | Howard Rental | 500.00 Dr | |
| | | | | Activity | <u>500.00</u> Dr | |
| 520 | Rent | | | | Ending Balance | 3,000.00 Dr |
| 526 | Utilities | | | | Beginning Balance | 2,057.39 Dr |
| 2011 | 7 CK | 4/20/11 | 10533 | Duke Power | 278.58 Dr | |
| 2011 | 7 CK | 4/29/11 | 10551 | Union County | 13.26 Dr | |

Contact Information

Phone Us For An Appointment

(704) 552-5066 For New Account Information
(704) 588-1040 For Our Tax Clinic Services
(704) 588-5066 For the Business Client Hotline
(704) 588-FAX1 To Send Us a Fax Message

Visit Our Office At:

8920 South Tryon Street
South of I-485 @ Exit 1- Tryon Street (NC Hwy 49)
Across Tryon Street from STARBUCKS COFFEE

Visit Our Website on the Internet At:

www.588-1040.com

Be Sure to include the Dash

Email Us At:

Paul@ComProBusinessServices.Com
Dolly@ComProBusinessServices.Com

Mail Us At:

Post Office Box 7568
Charlotte, NC 28241

UPS & Express Mail Only to:

8920 South Tryon Street
Charlotte, NC 28273

Owned and Operated By:

Paul Scheasley Marketing & Training
Dolores (Dolly) Scheasley Client Services

Open Daily - All Year

(704) 588-1040